

## 25' LINE ARRAY TOWER

## GENERICO 25' LIGHT DUTY LINE ARRAY TOWER

THE ARRAY TOWER IS RATED FOR A MAXIMUM ARRAY WEIGHT OF 1,500 POUNDS WITH A MAXIMUM FRONTAL WIND AREA OF 50 SQUARE FEET AND A SIDE WIND AREA OF 28 SQUARE FEET.

THE TOWER IS RATED TO A 40 MILE PER HOUR 3-SECOND GUST. IF WINDS ARE EXPECTED TO EXCEED 40 MPH LINE ARRAY SHOULD BE LOWERED AND SECURED, USER SHOULD DEVELOP A PLAN TO MANAGE THE STRUCTURE WITH REGARDS TO ENVIRONMENTAL IMPACTS.

THE TOWER HAS BEEN ANALYZED PER ANSI E-1.21.

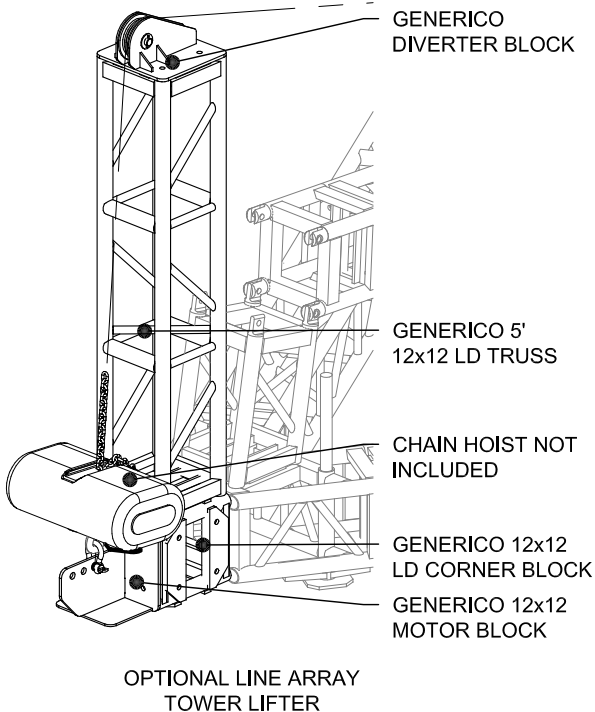
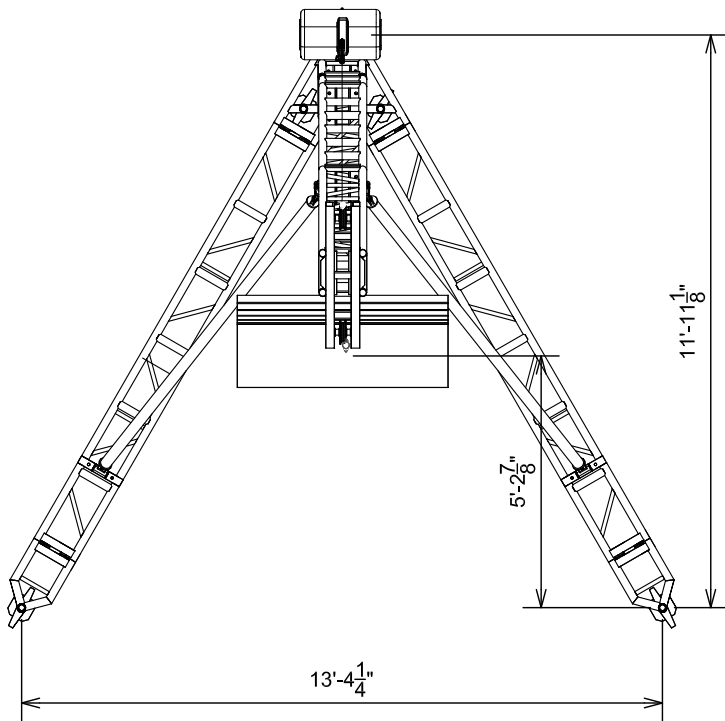
IF THERE IS UNCERTAINTY ABOUT THE USE OF THIS PRODUCT SEEK PROFESSIONAL HELP



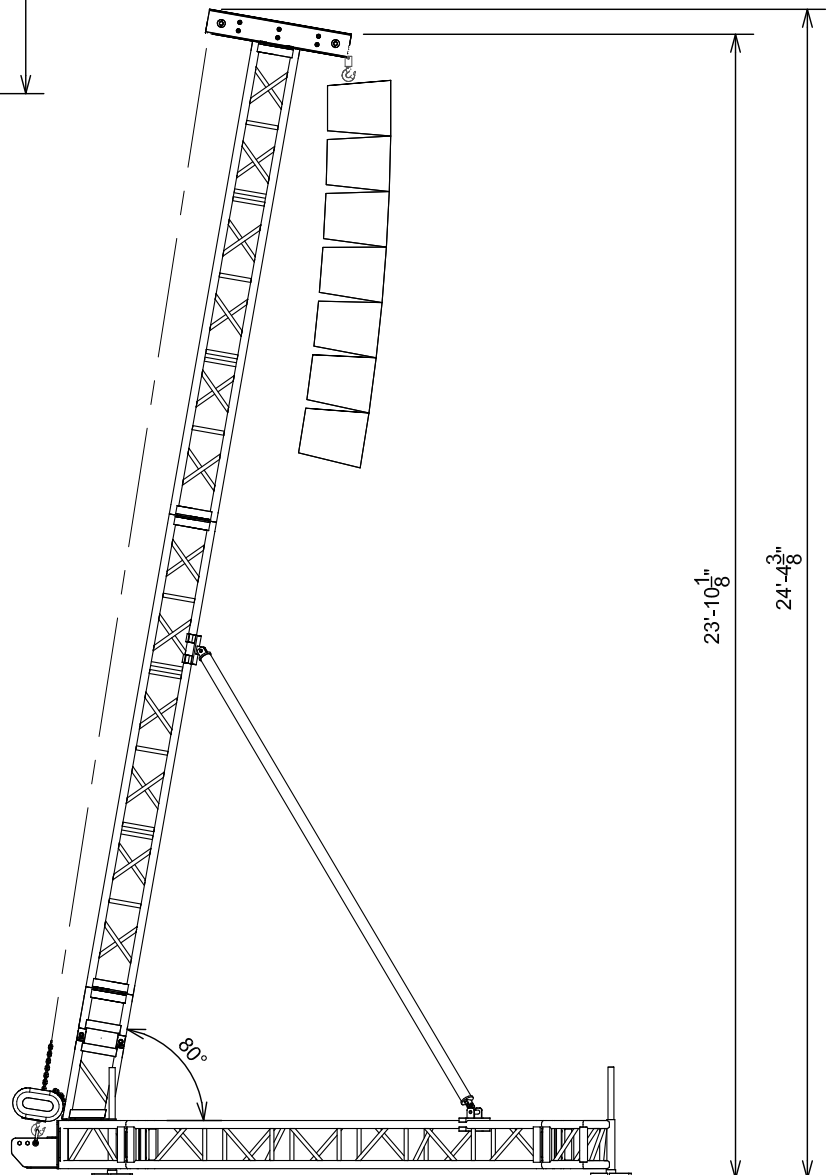
TIMOTHY FRANKLIN, P.E.  
MAY 2, 2017



PO BOX 1804  
DOYLESTOWN, PA 18901  
215.340.0903



OPTIONAL ITEMS AVAILABLE AT AN ADDITIONAL COST



## 25' LINE ARRAY TOWER